



# **SUNCITY SCHOOL**

## **SECONDARY SCHOOL EXAMINATION**



**2022-2023**  
**RESULT SUMMARY**

# OVERALL ANALYSIS

- **TOTAL STUDENTS APPEARED :156**
- **TOTAL STUDENTS PASSED : ALL**
  - **PASS PERCENTAGE : 100%**
- **SCHOOL AVERAGE : 84.96 %**
- **SCHOOL AVERAGE GRADE : A2**

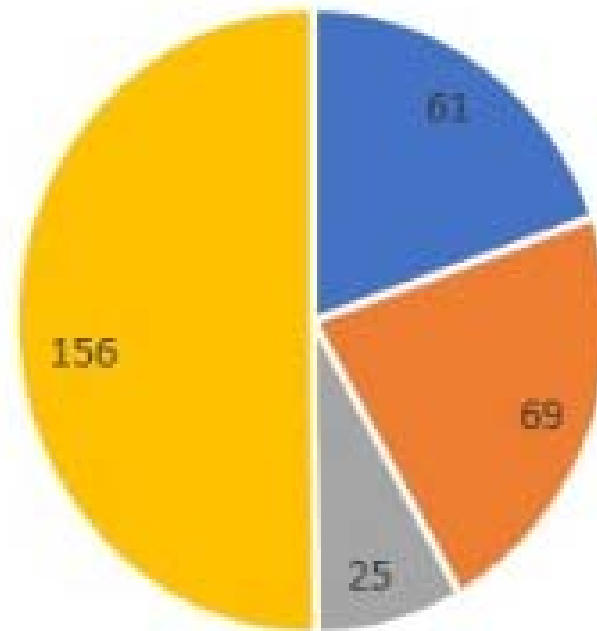


# PERCENTAGE ANALYSIS

<b>NUMBER OF STUDENTS PASSED</b>	<b>100%</b>
<b>TOTAL NUMBER OF STUDENTS APPEARED</b>	<b>156</b>
<b>NUMBER OF STUDENTS SECURING 95 % overall</b>	<b>20(12.8%)</b> (INCLUDING THOSE SCORING ABOVE 95%)
<b>NUMBER OF STUDENTS SECURING 90% to 94.9%</b>	<b>41(26.2%)</b> (INCLUDING THOSE SCORING ABOVE 90% BUT LESS THAN 95%)
<b>NUMBER OF STUDENTS SECURING 80% to 89.9%</b>	<b>51(32.69%)</b> (INCLUDING THOSE SCORING ABOVE 80% BUT LESS THAN 90% )
<b>NUMBER OF STUDENTS SECURING 75 %to 79.9%</b>	<b>18 (11.53%)</b> (INCLUDING THOSE SCORING ABOVE 75% BUT LESS THAN 80%)
<b>NUMBER OF STUDENTS SECURING 60 % to 74.9%</b>	<b>25(16.02%)</b> (INCLUDING THOSE SCORING ABOVE 60 % BUT LESS THAN 75%)
<b>NUMBER OF STUDENTS SECURING 55 % to 59.9%</b>	<b>1(0.64%)</b> (INCLUDING THOSE SCORING ABOVE 55 % BUT LESS THAN 60%)

# OVER ALL PERCENTAGE WISE RANGE ANALYSIS

No. of Students



■ 1 90 & Above   ■ 2 75-89.9   ■ 3 60 and above   ■ 4 Total Appeared



## PERCENTAGE WISE RANGE ANALYSIS

RANGE OF PERCENTAGE	NO OF STUDENTS [156]	%
95 -100	20	12.8%
90-94.9	41	26.2%
80-89.9	51	32.69%
70-79.9	28	17.94%
60- 69.9	15	9.61%
55- 59.9	1	0.64%

# OVERALL TOPPERS

**AVIRAT SINGH : 98.6%**

**AARYA SARAF : 98.4 %**

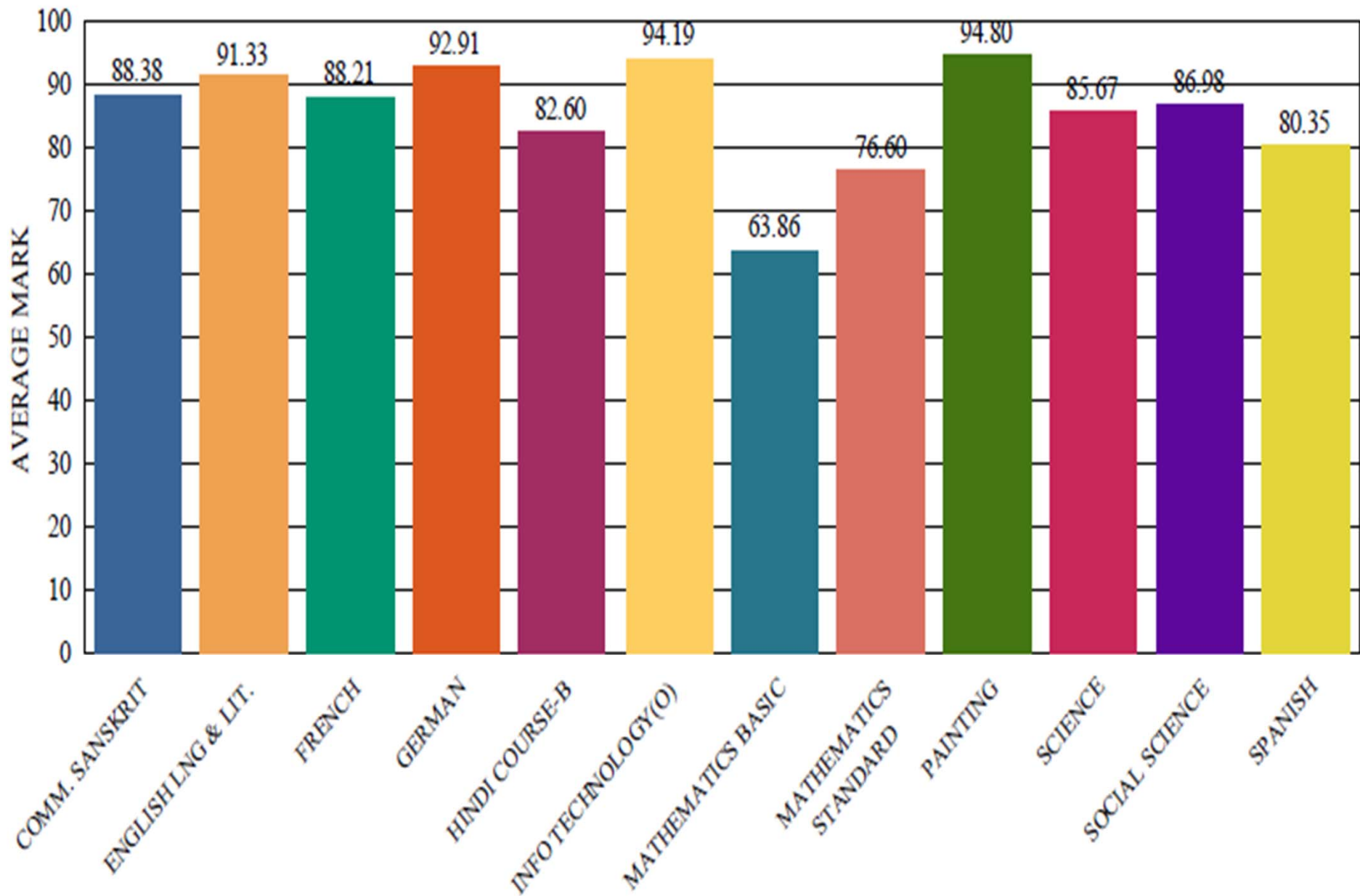
**ANVI TUTEJA : 98%**



**SUBJECT WISE ANALYSIS (PERFORMANCE WISE) OF CLASS X - 2023**

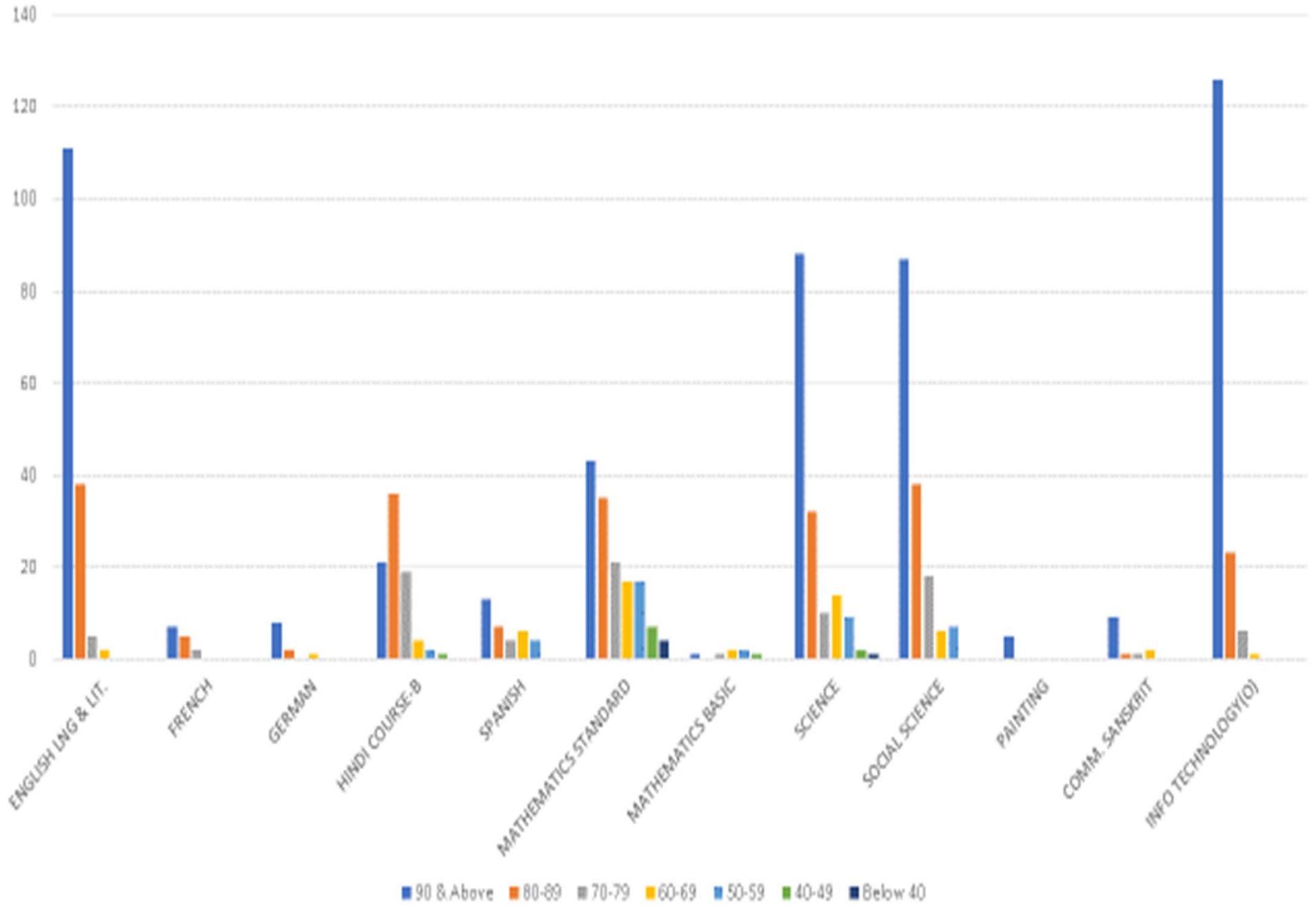
<b>SUBJECT</b>	<b>Appear</b>	<b>Subject Avg.</b>	<b>A Grade</b>	<b>(%)</b>	<b>Highest Mark</b>	<b>NO. of Student</b>	<b>Total Distinction</b>	<b>( % )</b>
<b>ENGLISH LNG &amp; LIT.</b>	<b>156</b>	<b>91.33</b>	<b>143</b>	<b>91.67</b>	<b>99</b>	<b>3</b>	<b>153</b>	<b>98.08</b>
<b>FRENCH</b>	<b>14</b>	<b>88.21</b>	<b>5</b>	<b>35.71</b>	<b>97</b>	<b>1</b>	<b>14</b>	<b>100.00</b>
<b>GERMAN</b>	<b>11</b>	<b>92.91</b>	<b>7</b>	<b>63.64</b>	<b>100</b>	<b>2</b>	<b>10</b>	<b>90.91</b>
<b>HINDI COURSE-B</b>	<b>83</b>	<b>82.60</b>	<b>25</b>	<b>30.12</b>	<b>95</b>	<b>6</b>	<b>69</b>	<b>83.13</b>
<b>SPANISH</b>	<b>34</b>	<b>80.35</b>	<b>0</b>	<b>0.00</b>	<b>98</b>	<b>1</b>	<b>21</b>	<b>61.76</b>
<b>MATHEMATICS BASIC</b>	<b>7</b>	<b>63.86</b>	<b>4</b>	<b>57.14</b>	<b>92</b>	<b>1</b>	<b>2</b>	<b>28.57</b>
<b>MATHEMATICS STANDARD</b>	<b>144</b>	<b>76.60</b>	<b>78</b>	<b>54.17</b>	<b>98</b>	<b>2</b>	<b>89</b>	<b>61.81</b>
<b>SCIENCE</b>	<b>156</b>	<b>85.67</b>	<b>122</b>	<b>78.21</b>	<b>100</b>	<b>5</b>	<b>127</b>	<b>81.41</b>
<b>SOCIAL SCIENCE</b>	<b>156</b>	<b>86.98</b>	<b>100</b>	<b>64.10</b>	<b>100</b>	<b>1</b>	<b>138</b>	<b>88.46</b>
<b>COMM. SANSKRIT</b>	<b>13</b>	<b>88.38</b>	<b>10</b>	<b>76.92</b>	<b>100</b>	<b>1</b>	<b>10</b>	<b>76.92</b>
<b>INFO TECHNOLOGY(O)</b>	<b>156</b>	<b>94.19</b>	<b>128</b>	<b>82.05</b>	<b>100</b>	<b>30</b>	<b>154</b>	<b>98.72</b>
<b>PAINTING</b>	<b>5</b>	<b>94.80</b>	<b>4</b>	<b>80.00</b>	<b>100</b>	<b>1</b>	<b>5</b>	<b>100.00</b>

Analysis Report - Subject Wise Average Of Class X - 2023





## Subject Range Wise



## STUDENTS SCORING 95 % AND ABOVE

Sl. No	Roll No.	Student Name	Mark	Max Mark	Percentage
1	17146382	AVIRAT SINGH	493.00	500.0	98.60
2	17146375	AARYA SARAF	492.00	500.0	98.40
3	17146380	ANVI TUTEJA	490.00	500.0	98.00
4	17146425	SUKRITI GUPTA	485.00	500.0	97.00
5	17146391	LAKSHYA KAPOOR	484.00	500.0	96.80
6	17146424	SHREEYA AGARWAL	484.00	500.0	96.80
7	17146471	SUVAN HANDA	484.00	500.0	96.80
8	17146398	TAARUSH RANA	482.00	500.0	96.40
9	17146381	ARNAV SHANDILYA	481.00	500.0	96.20
10	17146473	TRISHAAN CHATURVEDI	481.00	500.0	96.20
11	17146422	RUSHIEL AHUJA	479.00	500.0	95.80
12	17146439	MAHIKA BANSAL	478.00	500.0	95.60
13	17146325	HARSH BAYAD	478.00	500.0	95.60
14	17146475	YUVIKA BANG	478.00	500.0	95.60
15	17146322	ANVI MENON	476.00	500.0	95.20
16	17146455	AARUSH SINGHAL	476.00	500.0	95.20
17	17146411	JHANA VI SONI	476.00	500.0	95.20
18	17146453	YESHITA SAHAI	475.00	500.0	95.00
19	17146370	RISHIKA DHAR	475.00	500.0	95.00
20	17146469	SAANVI MALHOTRA	475.00	500.0	95.00

## STUDENTS SCORING 90% - 95%

Sl. No	Roll No.	Student Name	Mark	Max Mark	Percentage
1	17146377	ADITYA VIKRAM SINGH	474.00	500.0	94.80
2	17146388	HARDDIK PALIWAL	474.00	500.0	94.80
3	17146323	ARSH PUNJ	474.00	500.0	94.80
4	17146405	AARUSH MOONDRA	473.00	500.0	94.60
5	17146464	ISHA	472.00	500.0	94.40
6	17146433	ARYAMAN SINGH	471.00	500.0	94.20
7	17146389	JAY ROY CHOWDHURY	471.00	500.0	94.20
8	17146383	AVISHI KHANNA	470.00	500.0	94.00
9	17146371	RONNIET BIALA	470.00	500.0	94.00
10	17146355	AVI DHANDHANIA	470.00	500.0	94.00
11	17146403	AARAV SINGHAL	470.00	500.0	94.00
12	17146468	PRITHIKA MAJUMDAR	469.00	500.0	93.80
13	17146457	ANGAD SINGH	468.00	500.0	93.60
14	17146459	ARNAV GOEL	468.00	500.0	93.60
15	17146440	MEHAR WASIR	467.00	500.0	93.40
16	17146394	PIA ROY CHOWDHURY	467.00	500.0	93.40
17	17146438	KREESHA AGGARWAL	466.00	500.0	93.20
18	17146472	SYNA AGRAWAL	465.00	500.0	93.00
19	17146418	PRANAVI PATHAK	464.00	500.0	92.80

## STUDENTS SCORING 90% - 95%

Sl. No	Roll No.	Student Name	Mark	Max Mark	Percentage	Result
21	17146409	ANGAD SINGH BISEN	463.00	500.0	92.60	PASS
22	17146470	SARAYU VISHWANATHAN	463.00	500.0	92.60	PASS
23	17146330	NEEV SHAH	462.00	500.0	92.40	PASS
24	17146385	DEV SEHGAL	461.00	500.0	92.20	PASS
25	17146366	PREKSHA VERMA	460.00	500.0	92.00	PASS
26	17146345	AANYA GURNANI	460.00	500.0	92.00	PASS
27	17146452	YASHAS SHARMA	460.00	500.0	92.00	PASS
28	17146466	KABEER BANSAL	460.00	500.0	92.00	PASS
29	17146340	STUTEE TOTLA	459.00	500.0	91.80	PASS
30	17146413	MANNAT TALWAR		500.0	91.80	PASS
31	17146443	NIKITA SINGH	458.00	500.0	91.60	PASS
32	17146342	VANYA KHANNA	458.00	500.0	91.60	PASS
33	17146326	HRIDAY KABIR	458.00	500.0	91.60	PASS
34	17146344	AANYA GARG	457.00	500.0	91.40	PASS
35	17146449	SHREYA JHA	457.00	500.0	91.40	PASS
36	17146349	ARSH KITCHLU	455.00	500.0	91.00	PASS
37	17146360	HREELINA BASAK	454.00	500.0	90.80	PASS
38	17146320	AARYAHI NITIN SURVE	453.00	500.0	90.60	PASS
39	17146430	ANGAD BATRA	453.00	500.0	90.60	PASS
40	17146400	DEVANSH BANIK	452.00	500.0	90.40	PASS
41	17146378	ADIVA MALHOTRA	451.00	500.0	90.20	PASS

# SUBJECT WISE TOPPER LIST

<b>184 - ENGLISH LNG &amp; LIT.</b>			
<b>Sl. No</b>	<b>Roll No.</b>	<b>Student Name</b>	<b>Mark</b>
1	17146370	RISHIKA DHAR	99.00
2	17146375	AARYA SARAF	99.00
3	17146398	TAARUSH RANA	99.00
<b>018 - FRENCH</b>			
<b>Sl. No</b>	<b>Roll No.</b>	<b>Student Name</b>	<b>Mark</b>
1	17146325	HARSH BAYAD	97.00
<b>020 - GERMAN</b>			
<b>Sl. No</b>	<b>Roll No.</b>	<b>Student Name</b>	<b>Mark</b>
1	17146375	AARYA SARAF	100.00
2	17146382	AVIRAT SINGH	100.00
<b>085 - HINDI COURSE-B</b>			
<b>Sl. No</b>	<b>Roll No.</b>	<b>Student Name</b>	<b>Mark</b>
1	17146345	AANYA GURNANI	95.00
2	17146370	RISHIKA DHAR	95.00
3	17146405	AARUSH MOONDRA	95.00
4	17146424	SHREEYA AGARWAL	95.00
5	17146425	SUKRITI GUPTA	95.00
6	17146469	SAANVI MALHOTRA	95.00
<b>096 - SPANISH</b>			
<b>Sl. No</b>	<b>Roll No.</b>	<b>Student Name</b>	<b>Mark</b>
1	17146440	MEHAR WASIR	98.00
<b>041 - MATHEMATICS STANDARD</b>			
<b>Sl. No</b>	<b>Roll No.</b>	<b>Student Name</b>	<b>Mark</b>
1	17146424	SHREEYA AGARWAL	<b>98.00</b>
2	17146425	SUKRITI GUPTA	<b>98.00</b>



# SUBJECT WISE TOPPER LIST

## 241 - MATHEMATICS BASIC

Sl. No	Roll No.	Student Name	Mark
	1 17146399	KRITIKA AMBAWATA	92.00

## 086 - SCIENCE

Sl. No	Roll No.	Student Name	Mark
	1 17146325	HARSH BAYAD	100.00
	2 17146382	AVIRAT SINGH	100.00
	3 17146398	TAARUSH RANA	100.00
	4 17146411	JHANAVI SONI	100.00
	5 17146424	SHREEYA AGARWAL	100.00

## 087 - SOCIAL SCIENCE

Sl. No	Roll No.	Student Name	Mark
	1 17146473	TRISHAAN CHATURVEDI	100.00

## 049 - PAINTING

Sl. No	Roll No.	Student Name	Mark
	1 17146458	ARHAN BASU	100.00

## 122 - COMM. SANSKRIT

Sl. No	Roll No.	Student Name	Mark
	1 17146468	PRITHIKA MAJUMDAR	100.00



# SUBJECT WISE TOPPER LIST

<b>402 - INFO TECHNOLOGY(O)</b>			
<b>Sl. No</b>	<b>Roll No.</b>	<b>Student Name</b>	<b>Mark</b>
1	17146322	ANVI MENON	100.00
2	17146325	HARSH BAYAD	100.00
3	17146326	HRIDAY KABIR	100.00
4	17146340	STUTEE TOTLA	100.00
5	17146345	AANYA GURNANI	100.00
6	17146350	ARSHIYA AHUJA	100.00
7	17146355	AVI DHANDHANIA	100.00
8	17146359	HARDIK JAIN	100.00
9	17146360	HREELINA BASAK	100.00
10	17146370	RISHIKA DHAR	100.00
11	17146375	AARYA SARAF	100.00
12	17146377	ADITYA VIKRAM SINGH	100.00
13	17146380	ANVI TUTEJA	100.00
14	17146382	AVIRAT SINGH	100.00
15	17146385	DEV SEHGAL	100.00
16	17146398	TAARUSH RANA	100.00
17	17146411	JHANA VI SONI	100.00
18	17146418	PRANA VI PATHAK	100.00
19	17146422	RUSHIEL AHUJA	100.00
20	17146424	SHREEYA AGARWAL	100.00
21	17146425	SUKRITI GUPTA	100.00
22	17146433	ARYAMAN SINGH	100.00
23	17146443	NIKITA SINGH	100.00
24	17146452	YASHAS SHARMA	100.00
25	17146464	ISHA	100.00
26	17146466	KABEER BANSAL	100.00
27	17146468	PRITHIKA MAJUMDAR	100.00
28	17146469	SAANVI MALHOTRA	100.00
29	17146470	SARAYU VISHWANATHAN	100.00
30	17146472	SYNA AGRAWAL	100.00

# **COMPARATIVE RESULT ANALYSIS**

## **YEAR WISE**





## COMPARATIVE SUBJECT AVERAGES YEAR-WISE

SUBJECT	2019 APPEARED	2019 SUBJECT AVG.	2020 APPEAR ED	2020 SUBJEC T AVG.	2021 APPEAR ED	2021 SUBJEC T AVG.	2022 APPEAR ED	2022 SUB.AV G	2023 APPE ARED	2023 SUB.A VG
<b>ENGLISH COMM.</b>	137.00	91.53	141	93.35	133	91.94	196	89.9	<b>156</b>	<b>91.33</b>
<b>FRENCH</b>	22.00	89.50	22	93.68	20	93.4	25	84.5	<b>14</b>	<b>88.21</b>
<b>HINDI COURSE-B</b>	76.00	80.51	89	81.35	94	82.27	118	81.16	<b>83</b>	<b>82.60</b>
<b>SPANISH</b>	30.00	83.07	24	89.17	9	92.67	41	78.3	<b>34</b>	<b>80.35</b>
<b>MATHEMATICS STANDARD</b>	137.00	88.29	114	92.39	111	89.09	176	83.3	<b>144</b>	<b>76.60</b>
<b>MATHEMATICS BASIC</b>	-	-	24	70.67	21	75.62	18	70.1	<b>7</b>	<b>63.86</b>
<b>SCIENCE</b>	137.00	80.42	141	82.99	133	81.84	195	87.6	<b>156</b>	<b>85.67</b>
<b>SOCIAL SCIENCE</b>	137.00	94.49	141	90.44	133	94.32	196	86.79	<b>156</b>	<b>86.98</b>
<b>COMM. SANSKRIT</b>	8.00	92.13	7	91.29	10	91.9	6	87.3	<b>13</b>	<b>88.38</b>
<b>PAINTING</b>	1	88.00	3	91.67	1	91	2	89	<b>5</b>	<b>94.80</b>
<b>GERMAN</b>	-	-	-	-	-	-	-	-	<b>11</b>	<b>92.91</b>
<b>IT (402)</b>	-	-	1	80	132	94.16	196	91.47	<b>156</b>	<b>94.19</b>

## YEAR WISE % RANGE ANALYSIS

RANGE OF PERCENTAGE	2018-2019 [137]		2019 -2020 [141]		2020 -2021 [133]		2021 -2022 [196]		2022 -2023 [156]	
	NO. OF STUDENTS	%	NO. OF STUDENTS	%	NO. OF STUDENTS	%	NO. OF STUDENTS	%	NO. OF STUDENTS	%
<b>BELOW 60</b>	---	--	0	0	0	0	5	2.55 %	1	0.64%
<b>60-69.99</b>	09	6.57%	06	4.25%	02	1.5%	6	3.06%	15	9.61%
<b>70-79.99</b>	17	12.41 %	19	13.4%	25	18.79%	39	19.89%	28	17.94%
<b>80-89.9</b>	41	29.91 %	43	30.4%	39	29.32%	69	35.23%	51	32.69%
<b>90-94.9</b>	41	30%	45	32%	39	29.32%	45	22.95%	41	26.2%
<b>95 -100</b>	29	21.2%	27	19.1%	28	21.05%	32	16.32%	20	12.8%



# SCHOOL AVERAGE

<b>2018</b> <b>84.84%</b>	<b>2019</b> <b>83.94%</b>	<b>2020</b> <b>88.1%</b>	<b>2021</b> <b>88.09%</b>	<b>2022</b> <b>85.6%</b>	<b>2023</b> <b>84.96%</b>
------------------------------	------------------------------	-----------------------------	------------------------------	-----------------------------	------------------------------

***CONGRATULATIONS !***

